

S2M 無鹵 (SMAF) 規格書

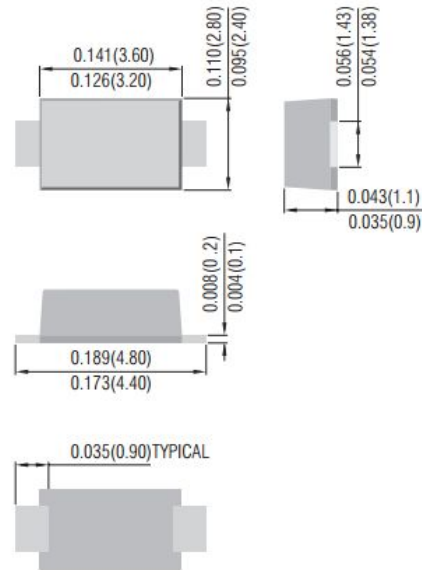
Datasheet

1、電性特性 Electrical Characteristics

Features

- Plastic package Underwriters Laboratory Flammability Classification 94V-0
- For surface mounted applications
- Low profile package
- Built-in strain relief
- Easy pick and place
- Low Forward Drop
- High temperature soldering:260°C/10 seconds at terminals

SMAF Unit:inch(mm)



Mechanical Data

- Terminals: Solder plated , solderable per MIL-STD-750, Method 2026
- Case: SMAF molded plastic
- Polarity: Indicated by cathode band
- Standard packaging:12mm tape(EIA-481)

Maximum Ratings and Electrical Characteristics @TA=25°C unless otherwise specified

Single Phase, half wave, 60Hz, resistive or inductive load. For capacitive load, derate current by 20%.

Parameter	Symbol	S2A	S2B	S2D	S2G	S2J	S2K	S2M	UNIT
Maximum repetitive peak reverse voltage	V_{RRM}	50	100	200	400	600	800	1000	V
Maximum RMS voltage	V_{RMS}	35	70	140	280	420	560	700	V
Maximum DC blocking voltage	V_{DC}	50	100	200	400	600	800	1000	V
Maximum Average forward rectified current, at $T_L=75^\circ\text{C}$	$I(AV)$	2.0							A
Peak forward surge current 8.3ms single half sine-wave superimposed on rated load(IEDEC Method)	I_{FSM}	50							A
Maximum instantaneous forward voltage @2.0A	V_F	1.1							V
Maximum DC reverse current at rated DC blocking voltage	I_R	5.0 100							μA
Typical junction capacitance(Note 1)	C_J	12							pF
Maximum thermal resistance(Note 2) $R_{\theta JA}$	$R_{\theta JA}$	75							$^\circ\text{C}/\text{W}$
Operating and storage temperature range	T_J, T_{STG}	-55 to +150							$^\circ\text{C}$

Note:

1. Measured at 1MHz and applied $V_r=4.0$ volts.
2. 8.0mm^2 (.013mm thick) land areas.

2、特性曲線 Characteristics Curve

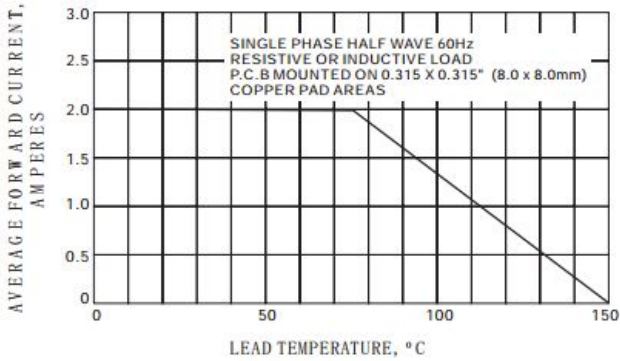


Fig. 1-FORWARD CURRENT DERATING CURVE

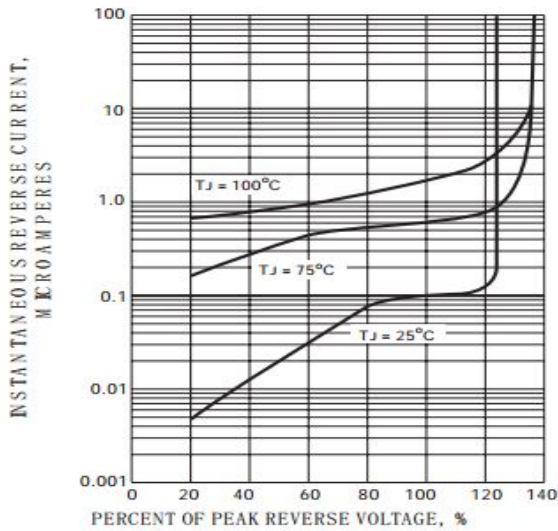
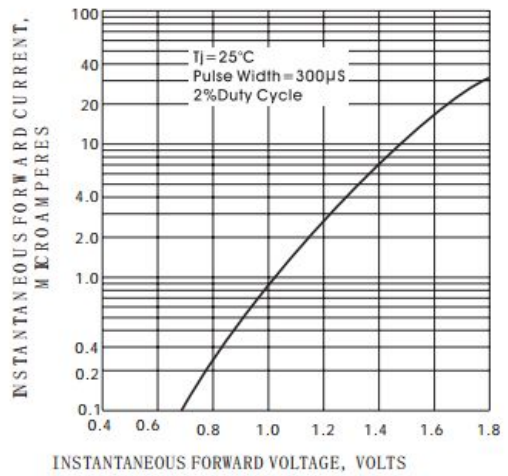


Fig. 3-TYPICAL REVERSE CHARACTERISTICS

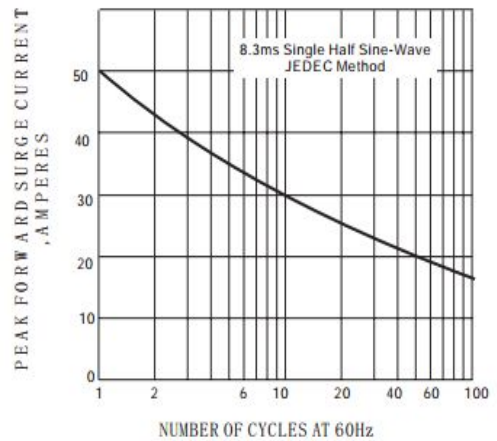


Fig. 4-MAXIMUM NON-REPETITIVE PEAK FORWARD SURGE CURRENT

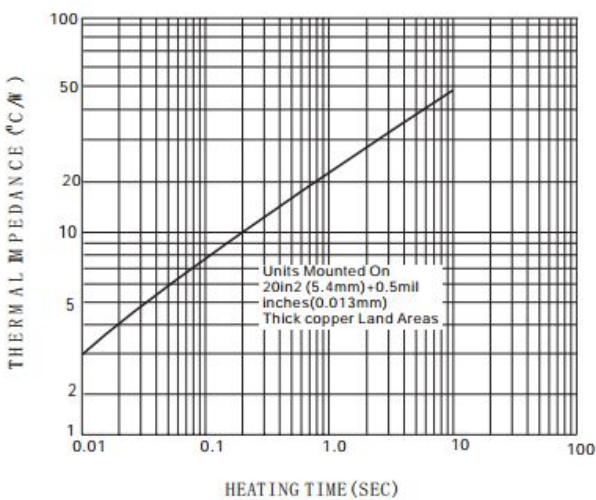


Fig. 5-TRANSIENT THERMAL IMPEDANCE

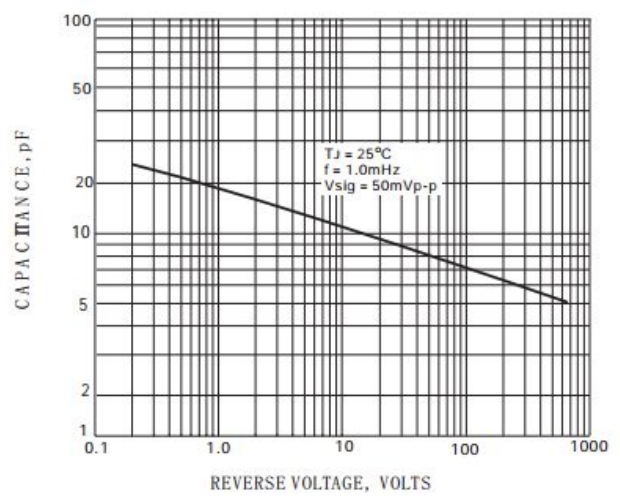


Fig. 6-TYPICAL JUNCTION CAPACITANCE