



A1 THRU A7

1.0AMP SURFACE MOUNT GLASS RECOVERY RECTIFIER

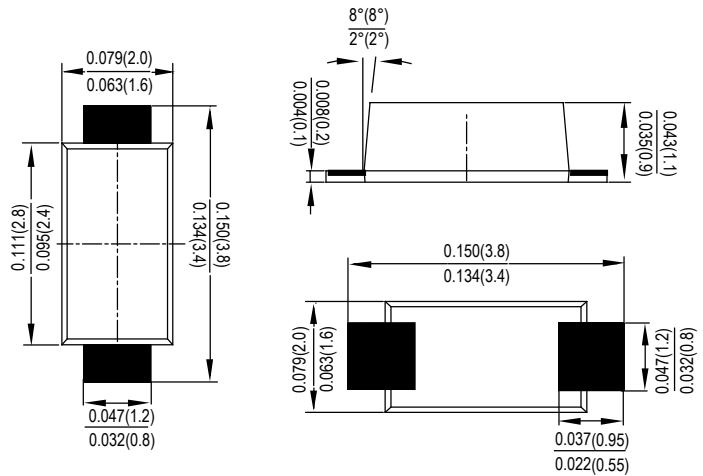
Features

- For surface mounted application
- Low forward voltage drop
- High current capability
- High reliability
- Classification Rating 94V-0

Mechanical Data

- Case: Molded plastic SOD-123FL
- Terminals: Plated leads solderable per MIL-STD-750, Method 2026 guaranteed
- Polarity: Color band denotes cathode end
- Mounting Position: Any
- Making: Type Number

SOD-123FL



Dimensions in inches and (millimeters)

Maximum Ratings and Electrical Characteristics

Rating at 25°C ambient temperature unless otherwise specified
 Single phase, half wave, 60Hz, resistive or inductive load
 For capacitive load derate current by 20%

Type Number	SYMBOL	A1	A2	A3	A4	A5	A6	A7	Unit
Maximum Recurrent Peak Reverse Voltage	V_{RRM}	50	100	200	400	600	800	1000	V
Maximum RMS Voltage	V_{RMS}	35	70	140	280	420	560	700	V
Maximum DC Blocking Voltage	V_{DC}	50	100	200	400	600	800	1000	V
Average Rectified Output Current @ $T_L = 100^\circ C$	$I_{F(AV)}$	1.0							A
Non-Repetitive Peak Forward Surge Current 8.3ms Single half sine-wave @ $T_j = 25^\circ C$ @ $T_j = 125^\circ C$ Superimposed On Rated Load (JEDEC Method)	I_{FSM}	30 24							A
Non-Repetitive Peak Forward Surge Current 1.0ms Single half sine-wave @ $T_j = 25^\circ C$ @ $T_j = 125^\circ C$ Superimposed On Rated Load (JEDEC Method)	I_{FSM}	60 48							A
10000 times of the wave surge current (time width 1ms, time interval 3s)	I_{FSM}	22.5							A
Rating for fusing (t<8.3ms)	$I^2 t$	3.74							$A^2 s$
Forward Voltage @ $I_F = 1.0A$	@ $T_A = 25^\circ C$	1.0							V
	@ $T_A = 125^\circ C$	0.9							
Peak Reverse Current @ $T_A = 25^\circ C$	I_R	5.0							uA
At Rated DC Blocking Voltage @ $T_A = 125^\circ C$		200							
Typical Junction Capacitance (Note 1)	C_J	6							pF
	Type Max	8							
Typical Reverse Recovery Time (Note 2)	T_{rr}	1.5							μs
Typical Thermal Resistance (Note 3)	$R_{\theta JL}$	25							$^\circ C/W$
	$R_{\theta JC}$	27							
	$R_{\theta JA}$	123							
Operating and Storage Temperature Range	T_J, T_{STG}	-55 to +150							$^\circ C$

- Note:
1. Measured at 1.0 MHz and Applied reverse Voltage of 4.0V D.C
 2. Reverse Recovery Test Conditions: $I_F = 0.5A$, $I_R = 1.0A$, $I_{RR} = 0.25A$
 3. Device mounted on FR-4 substrate, 1"×1", 2oz, single-sided, PC boards with 0.1"×0.15" copper pad.



A1 THRU A7

FIG.1-TYPICAL FORWARD CURRENT DERATING CURVE

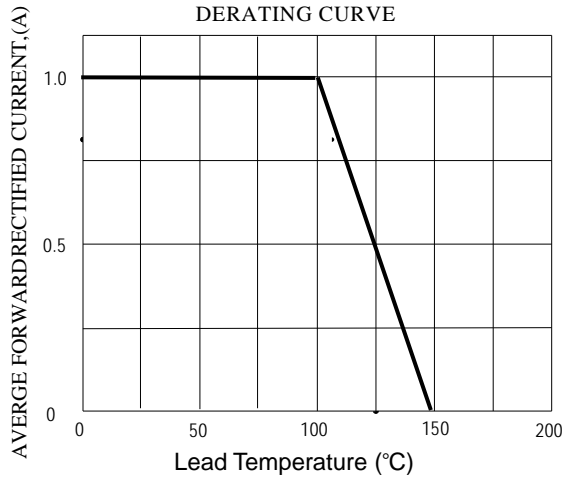


FIG.2-TYPICAL INSTANTANEOUS FORWARD CHARACTERISTICS

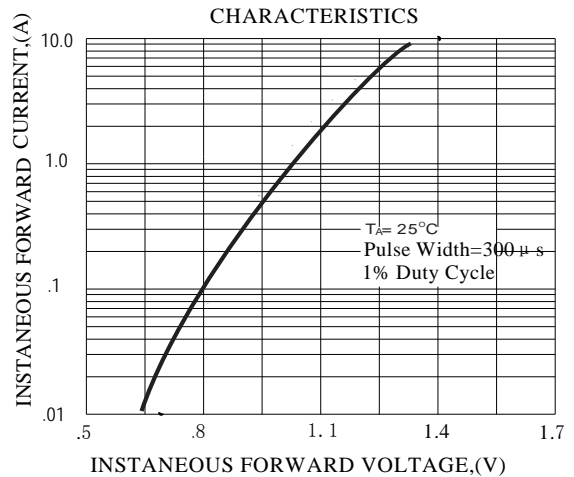


FIG.3-MAXIMUM NON-REPETITIVE FORWARD SURGE CURRENT

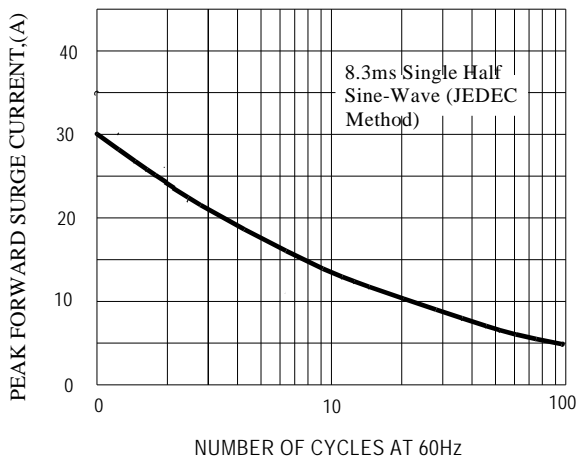


FIG.4-TYPICAL REVERSE CHARACTERISTICS

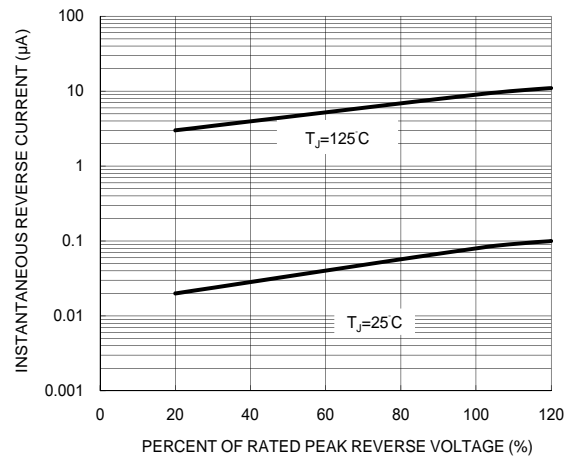


FIG. 5 TYPICAL JUNCTION CAPACITANCE

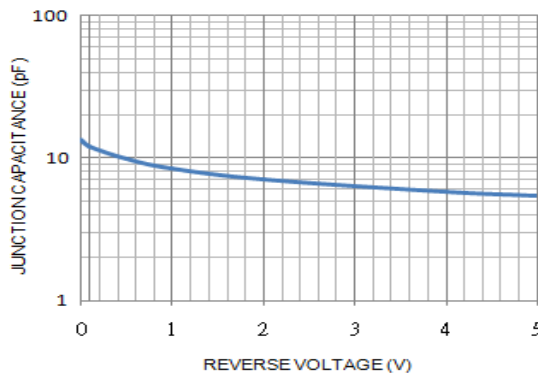


FIG. 6 Forward Power Dissipation

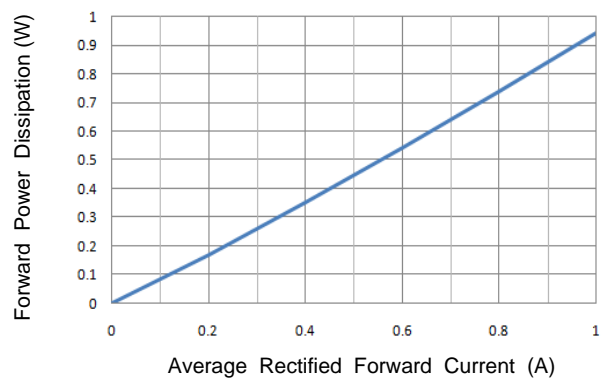
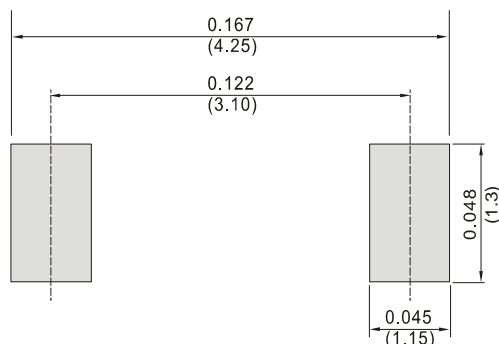


Fig.7 TYPICAL CAPACITANCE





Important Notice and Disclaimer

- Reproducing and modifying information of the document is prohibited without permission from XINNUO
- XINNUO reserves the right to make changes to this document and its products and specifications at any time without notice. Customers should obtain and confirm the latest product information and specifications before final design, purchase or use.
- XINNUO disclaims any and all liability arising out of the application or use of any product including damages incidentally and consequentially occurred.
- XINNUO does not assume any and all implied warranties, including warranties of fitness for particular purpose, non-infringement and merchantability.
- Applications shown on the here in document are examples of standard use and operation. Customers are responsible in comprehending the suitable use in particular applications.
XINNUO makes no representation or warranty that such applications will be suitable for the specified use without further testing or modification.
- The products shown here in are not designed and authorized for equipments requiring high level of reliability or relating to human life and for any applications concerning life-saving or life-sustaining, such as medical instruments, transportation equipment, aerospace machinery et cetera. Customers using or selling these products for use in such applications do so at their own risk and agree to fully indemnify XINNUO for any damages resulting from such improper use or sale.
- Since XINNUO uses lot number as the tracking base, please provide the lot number for tracking when complaining.