

20 AMPERES SCHOTTKY BARRIER RECTIFIERS

VOLTAGE

40 to 200 Volts

CURRENT

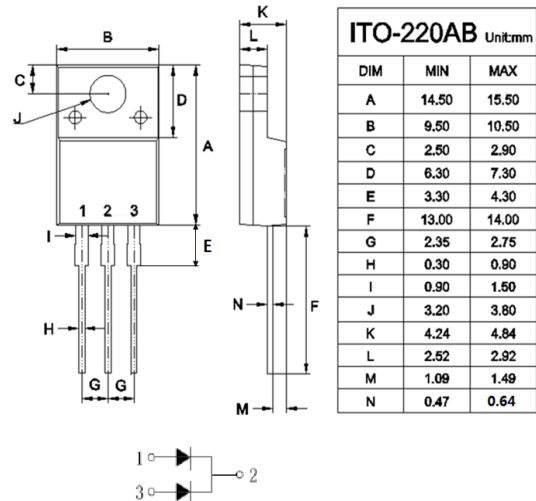
20 Amperes

FEATURES

- Plastic package has Underwriters Laboratory Flammability Classification 94V-0. Flame Retardant Epoxy Molding Compound.
- Metal silicon junction, majority carrier conduction
- Low power loss, high efficiency.
- High current capability
- For use in low voltage, high frequency inverters free wheeling, and polarity protection applications.
- Lead free in comply with EU RoHS

MECHANICAL DATA

- Case: ITO-220AB molded plastic
- Terminals: Solder plated, solderable per MIL-STD-750, Method 2026
- Polarity: As marked.
- Mounting Position: Any

ITO-220AB


MAXIMUM RATINGS AND ELECTRICAL CHARACTERISTICS

Ratings at 25°C ambient temperature unless otherwise specified. Single phase, half wave, 60 Hz, resistive or inductive load.

For capacitive load, derate current by 20%

PARAMETER	SYMBOL	MBRF 2040CT	MBRF 2045CT	MBRF 2050CT	MBRF 2060CT	MBRF 2080CT	MBRF 2090CT	MBRF 20100CT	MBRF 20150CT	MBRF 20200CT	UNITS
Maximum Recurrent Peak Reverse Voltage	V_{RRM}	40	45	50	60	80	90	100	150	200	V
Maximum RMS Voltage	V_{RMS}	28	31.5	35	42	56	63	70	105	140	V
Maximum DC Blocking Voltage	V_{DC}	40	45	50	60	80	90	100	150	200	V
Maximum Average Forward Current (See fig.1)	$I_{F(AV)}$	20									A
Peak Forward Surge Current :8.3ms single half sine-wave superimposed on rated load(JEDEC method)	I_{FSM}	150									A
Maximum Forward Voltage at 10A, per leg	V_F	0.7		0.8		0.85			0.92		V
Maximum DC Reverse Current $T_J=25^\circ\text{C}$ at Rated DC Blocking Voltage $T_J=125^\circ\text{C}$	I_R	0.05 20				0.02 20					mA
Typical Thermal Resistance	$R_{\theta JC}$	2									$^\circ\text{C} / \text{W}$
Operating Junction and Storage Temperature Range	T_J, T_{STG}	-50 to +150								-55 to +175	$^\circ\text{C}$

RATING AND CHARACTERISTIC CURVES

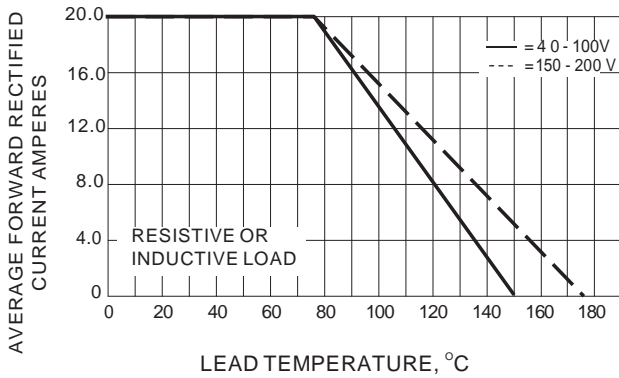


Fig.1- FORWARD CURRENT DERATING CURVE

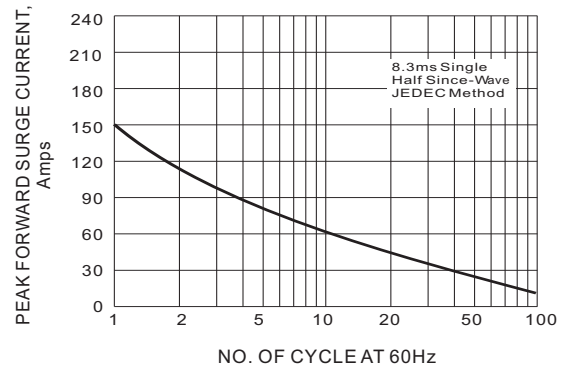


Fig.2- MAXIMUM NON-REPETITIVE SURGE CURRENT

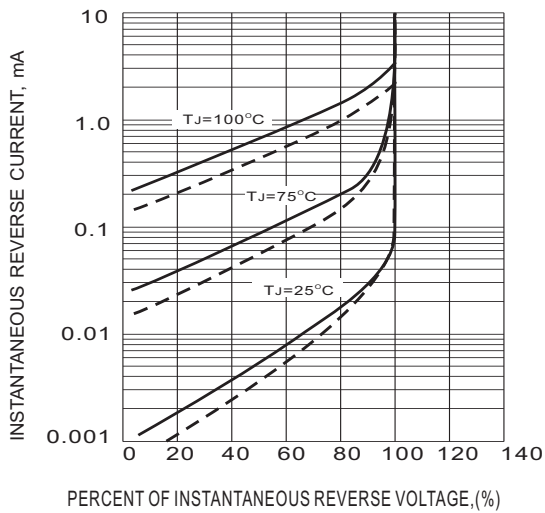


Fig.3- TYPICAL REVERSE CHARACTERISTICS

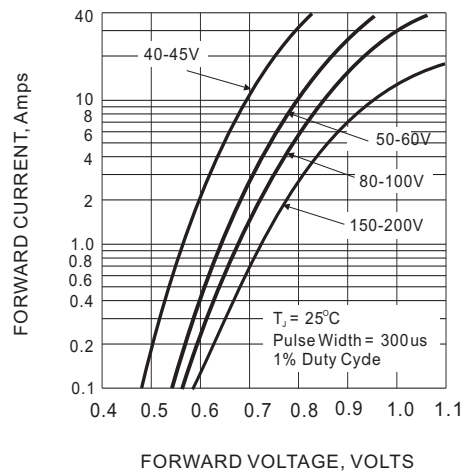


Fig.4- TYPICAL INSTANTANEOUS FORWARD CHARACTERISTICS

Important Notice and Disclaimer

- Reproducing and modifying information of the document is prohibited without permission from DIYI.
- DIYI reserves the right to make changes to this document and its products and specifications at any time without notice. Customers should obtain and confirm the latest product information and specifications before final design, purchase or use.
- DIYI disclaims any and all liability arising out of the application or use of any product including damages incidentally and consequentially occurred.
- DIYI does not assume any and all implied warranties, including warranties of fitness for particular purpose, non-infringement and merchantability.
- Applications shown on the herein document are examples of standard use and operation. Customers are responsible in comprehending the suitable use in particular applications.
DIYI makes no representation or warranty that such applications will be suitable for the specified use without further testing or modification.
- The products shown herein are not designed and authorized for equipments requiring high level of reliability or relating to human life and for any applications concerning life-saving or life-sustaining, such as medical instruments, transportation equipment, aerospace machinery et cetera. Customers using or selling these products for use in such applications do so at their own risk and agree to fully indemnify DIYI for any damages resulting from such improper use or sale.
- Since DIYI uses lot number as the tracking base, please provide the lot number for tracking when complaining.