



ABS22L THRU ABS210L

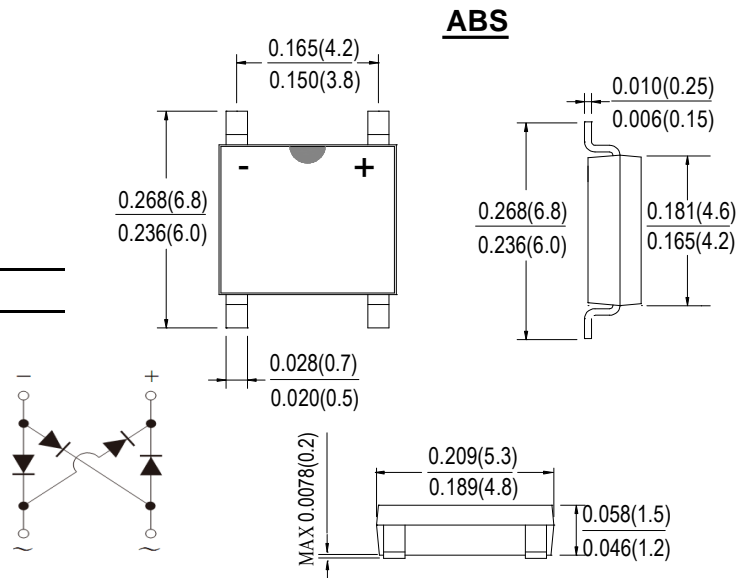
SINGLE PHASE 2.0AMP SURFACE MOUNT GLASS PASSIVATED BRIDGE RECTIFIER

Features

- Glass passivated die construction
- Low forward voltage drop
- High current capability
- High surge current capability
- Designed for surface mount application
- Plastic material-UL flammability 94V-0

Mechanical Data

- Case: SOPA-4, molded plastic ABS
- Terminals: plated leads solderable per MIL-STD-202, Method 208
- Polarity: as marked on case
- Mounting position: Any
- Marking: type number



Dimensions in inches and (millimeters)

Maximum Ratings and Electrical Characteristics

Rating at 25°C ambient temperature unless otherwise specified.

Single Phase, half wave, 60Hz, resistive or inductive load.

For capacitive load, derate current by 20%.

TYPE NUMBER	SYMBOL	ABS22L	ABS24L	ABS26L	ABS28L	ABS210L	UNITS
Peak Repetitive Reverse Voltage	V_{RRM}	200	400	600	800	1000	V
Working Peak Reverse Voltage	V_{RWM}						
DC Blocking Voltage	V_{DC}						
RMS Reverse Voltage	V_{RMS}	140	280	420	560	700	V
Average Rectified Output Current (Note:1) @ $T_c = 100^\circ\text{C}$	$I_F(AV)$	2.0					A
Non-Repetitive Peak Forward Surge Current 8.3ms Single half sine-wave @ $T_J = 125^\circ\text{C}$ Superimposed On Rated Load (JEDEC Method)	I_{FSM}	70					A
Non-Repetitive Peak Forward Surge Current 1.0ms Single half sine-wave @ $T_J = 125^\circ\text{C}$ Superimposed On Rated Load (JEDEC Method)	I_{FSM}	56					A
10000 times of the wave surge current (time width 1ms, time interval 3s)	I_{FSM}	140					A
I^2t Rating for Fusing ($t < 8.3\text{ms}$)	I^2t	112					A
Forward Voltage per element @ $I_F = 2.0\text{A}$	V_{FM}	49					A
Peak Reverse Current @ $T_A = 25^\circ\text{C}$	I_R	20.335					A^2s
At Rated DC Blocking Voltage @ $T_A = 125^\circ\text{C}$		1.0					V
Typical Junction Capacitance (Note2)	C_J	5.0					μA
Typical Thermal Resistance	$R_{\theta JA}$	100					$^\circ\text{C}/\text{W}$
	$R_{\theta JL}$	25					$^\circ\text{C}/\text{W}$
Operating and Storage Temperature Range	T_J, T_{STG}	-55to+150					$^\circ\text{C}$

Note:1. Mounted on glass epoxy PC board with 1.3mm² solder pad.

2. Measured at 1.0 MHz and applied reverse voltage of 4.0V D.C.



ABS22L THRU ABS210L

FIG.1 FORWARD CURRENT DERATING CURVE

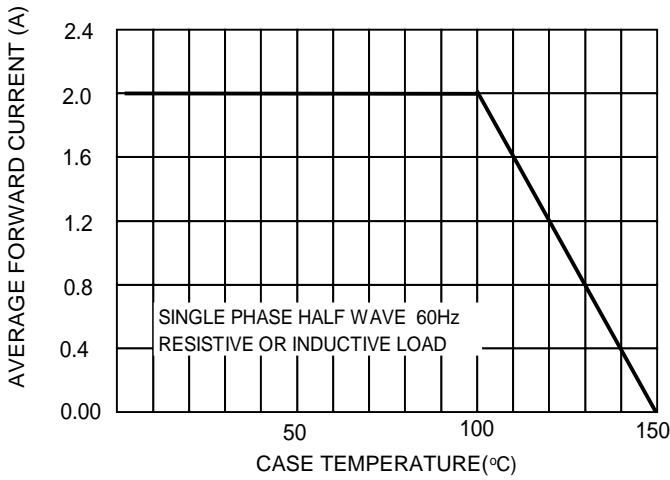


FIG.2 TYPICAL FORWARD CHARACTERISTICS

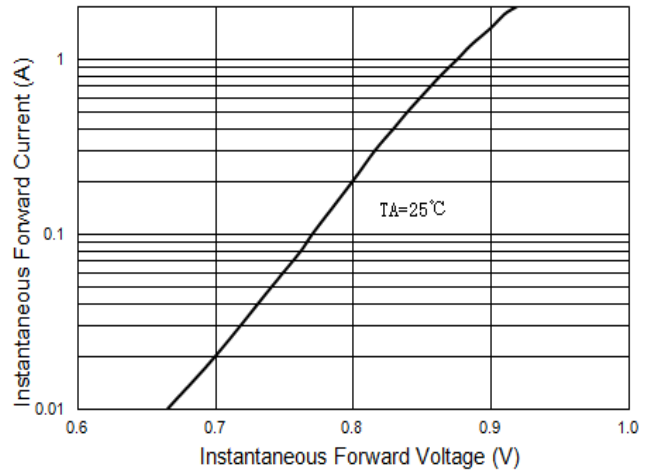


FIG.3 MAXIMUM NON-REPETITIVE FORWARD SURGE CURRENT

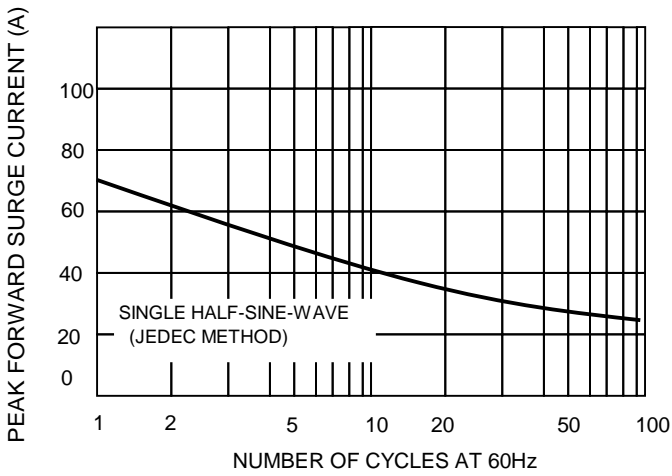


Fig. 4 Typical Reverse Characteristics

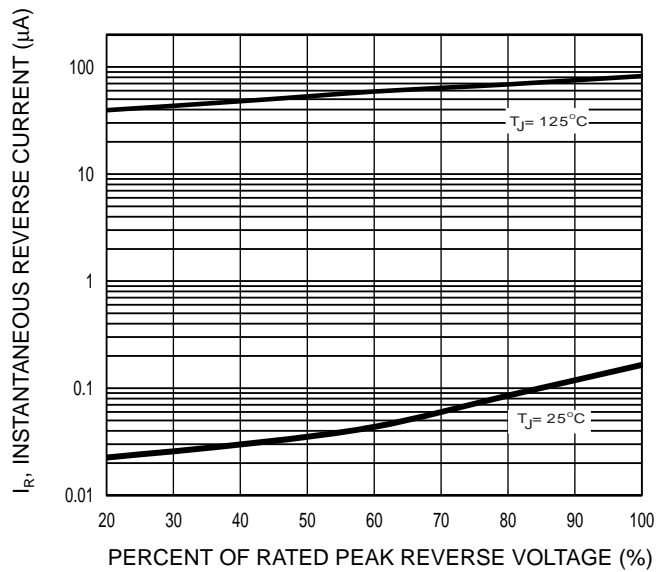
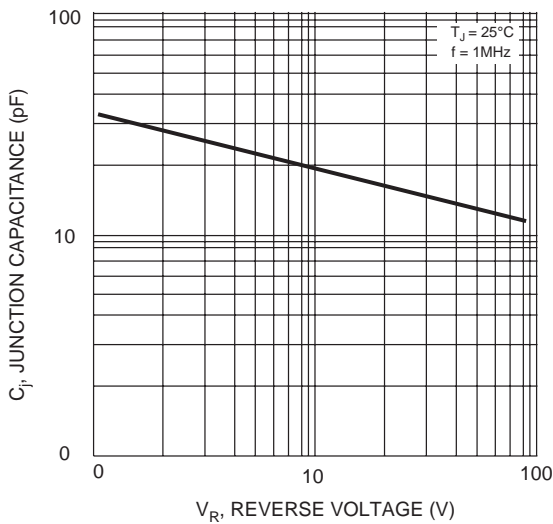
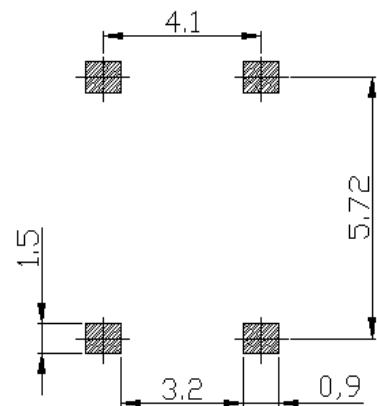


Fig. 5 Typical Junction Capacitance



ABS PAD LAYOUT





ABS22L THRU ABS210L

Important Notice and Disclaimer

- Reproducing and modifying information of the document is prohibited without permission from XINNUO
- XINNUO reserves the right to make changes to this document and its products and specifications at any time without notice. Customers should obtain and confirm the latest product information and specifications before final design, purchase or use.
- XINNUO disclaims any and all liability arising out of the application or use of any product including damages incidentally and consequentially occurred.
- XINNUO does not assume any and all implied warranties, including warranties of fitness for particular purpose, non-infringement and merchantability.
- Applications shown on the here in document are examples of standard use and operation. Customers are responsible in comprehending the suitable use in particular applications.
XINNUO makes no representation or warranty that such applications will be suitable for the specified use without further testing or modification.
- The products shown here in are not designed and authorized for equipments requiring high level of reliability or relating to human life and for any applications concerning life-saving or life-sustaining, such as medical instruments, transportation equipment, aerospace machinery et cetera. Customers using or selling these products for use in such applications do so at their own risk and agree to fully indemnify XINNUO for any damages resulting from such improper use or sale.
- Since XINNUO uses lot number as the tracking base, please provide the lot number for tracking when complaining.